

ANNUAL FINANCIAL REPORT

COUNTY NUMBER 70

SCHOOL CORPORATION NUMBER 6995

SCHOOL CORPORATION NAME RUSH COUNTY SCHOOLS

ANY QUESTIONS REGARDING THIS REPORT SHOULD BE DIRECTED TO:

CONTACT PERSON'S NAME MELISSA LEAP

TITLE DIRECTOR OF FINANCE

TELEPHONE NUMBER 317 932-4186

WHEN EMAILING THE ANNUAL FINANCIAL REPORT TO THE DEPARTMENT OF EDUCATION, ATTACH THIS COVER SHEET.

## RUSH COUNTY SCHOOLS

7/21/21  
9:55:07R E C E I P T S   C O M P A R I S O N S  
CALENDAR YEAR 2020RC310  
PAGE 1

RECEIPT ACCOUNTS	2020 APPROVED BUDGET RECEIPTS	2020 ACTUAL RECEIPTS
EDUCATION FUND		
1000 LOCAL SOURCES	79,000.00	18,147.50
2000 INTERMEDIATE SOURCES	2,000.00	6,026.00
3000 STATE SOURCES	13,945,609.88	13,581,517.52
5000 BONDS AND ADVANCES	450,000.00	25,280.04
6000 LOANS	150,000.00	32,679.81
TOTAL	14,626,609.88	13,663,650.87
DEBT SERVICE		
1000 LOCAL SOURCES	2,034,902.32	2,927,505.17
6000 LOANS	.00	931.24
TOTAL	2,034,902.32	2,928,436.41
OPERATIONS FUND		
1000 LOCAL SOURCES	5,921,718.76	5,293,183.97
5000 BONDS AND ADVANCES	.00	1,100,000.00
6000 LOANS	50,000.00	21,686.94
TOTAL	5,971,718.76	6,414,870.91
GRAND TOTAL	22,633,230.96	23,006,958.19

EXPENDITURE COMPARISONS  
CALENDAR YEAR 2020

RC305

PAGE 1

7/21/21  
11:06:53

EXPENDITURE ACCOUNTS	2020 APPROVED BUDGET EXPENDITURES	2020 ACTUAL EXPENDITURES
EDUCATION FUND		
11000 INSTRUCTION/REGULAR PROGRAMS	8,423,927.36	7,622,044.67
12000 INSTRUCTION/SPECIAL PROGRAMS	1,212,142.00	1,692,153.18
13000 INSTRUCTION/ADULT/CONT./EDUC.	23,666.00	.00
14000 INSTRUCTION/SUMMER SCHOOL	83,765.00	43,493.89
16100 REMEDIATION - CERT SALARIES	14,100.00	14,461.02
16200 REMEDIATION - CERT SALARIES	62,976.00	39,317.70
21000 SUPPORT SERVICES/PUPILS	670,397.00	593,813.54
22000 SUPPORT SERV/INST.STAFF	856,607.10	527,570.14
24000 SUPPORT SERV/SCH.ADM.	1,402,467.00	1,366,834.43
30000 COMMUNITY SERVICES	568,878.00	427,029.93
TOTAL	13,318,925.46	12,326,718.50
DEBT SERVICE		
50000 DEBT SERVICES	2,208,300.00	2,713,700.00
TOTAL	2,208,300.00	2,713,700.00
OPERATIONS FUND		
21000 SUPPORT SERVICES/PUPILS	13,362.00	94,455.77
22000 SUPPORT SERV/INST.STAFF	44,982.00	142,149.12
23000 SUPPORT SERV/GEN.ADMIN.	444,656.00	425,564.11
24000 SUPPORT SERV/SCH.ADM.	.00	4,079.53
25000 SUPPORTSERV/BUSINESS	493,457.00	455,776.19
26000 SUPPORT SERV/CENTRAL	2,951,371.00	2,735,945.10
30000 COMMUNITY SERVICES	39,673.00	13,960.54
40000 NONPROGRAMMED CHARGES	2,955,790.71	171,510.65
TOTAL	6,943,291.71	4,043,441.01
GRAND TOTAL	22,470,517.17	19,083,859.51

7/23/21  
11:54:51

CERTIFIED SALARY SCHEDULE  
IN EFFECT JUNE 30, 2021

----	SALARY RANGE	----	NUMBER OF PERSONS						
20,000.00	-	24,999.99	2	0	0	0	0	0	0
25,000.00	-	29,999.99	1	0	0	0	0	0	0
30,000.00	-	34,999.99	2	0	0	0	0	0	0
35,000.00	-	39,999.99	37	0	0	0	0	0	0
40,000.00	-	44,999.99	27	0	0	0	0	0	0
45,000.00	-	49,999.99	30	0	0	0	0	0	0
50,000.00	-	54,999.99	9	0	0	0	0	0	0
55,000.00	-	59,999.99	7	0	0	0	0	0	0
60,000.00	-	64,999.99	28	0	0	0	0	0	0
65,000.00	-	69,999.99	0	0	0	0	0	0	0
70,000.00	-	74,999.99	0	0	0	0	0	0	0
75,000.00	-	79,999.99	0	0	0	0	0	0	0
80,000.00	-	84,999.99	0	0	0	0	0	0	0
85,000.00	-	89,999.99	0	0	0	0	0	0	0
90,000.00	-	94,999.99	0	0	0	0	0	0	0

TOTAL NUMBER OF CERTIFIED PART-TIME EMPLOYEES 3

TOTAL NUMBER OF CERTIFIED FULL-TIME EMPLOYEES 140

TOTAL NUMBER OF EMPLOYEES..... 143

7/21/21  
2:12:52EXTRACURRICULAR SALARY SCHEDULE  
IN EFFECT JULY 01, 2021RC280  
PAGE 1

POSITION	AMOUNT
CHEERLEADER COACH RCHS-ASST(2)	1,528.29
CHEERLEADER COACH RCHS-HEAD	2,117.56
CHEERLEADER COACH BRMS 7TH GR	933.39
CHEERLEADER COACH BRMS 8TH GR	933.39
DEPARTMENT CHAIRS(M.S.) 8	696.55
SPEECH COACH RCHS-HEAD	4,524.90
SPEECH COACH RCHS-ASSISTANT	2,070.20
DRAMA	886.05
SCHOOL PUBLICATION	784.34
JR. CLASS SPONSOR	1,671.76
SENIOR CLASS SPONSOR	1,671.76
YEAR BOOK - HIGH SCHOOL	886.05
MIDDLE SCH. ATHLETIC DIRECTOR	6,559.55
DEPARTMENT CHAIRMAN (8)	1,178.43
ASSISTANT BAND DIRECTOR (H.S.)	2,612.14
CORPS INSTRUCTOR (H.S.)	1,434.94
ASSISTANT ATHLETIC DIRECTOR	4,373.03
ACADEMIC PENTATHLON(MIDDLE SCH	943.15
ACADEMIC DECATHLON HEAD(HS)	2,180.27
SOCCER HIGH SCHOOL	3,524.64
SWIMMING/BOYS HEAD HS	
SWIMMING/GIRLS HEAD HS	
BASEBALL HEAD HS	4,071.27
SOFTBALL ASST.GIRLS(H.S.) 2	2,269.41
BASKETBALL ASST.VAR.BOYS(HS) 3	3,524.64
BASKETBALL HEAD GIRLS	8,365.78
ASST H.S. GIRLS BASKETBALL (3)	3,524.64
BASKETBALL 7TH GRADE BOYS (2)	2,056.26
BASKETBALL 8TH GD BOYS (2)	2,056.26
BASEBALL BRMS (2)	2,056.26
SOFTBALL BRMS (2)	2,056.26
CROSS COUNTRY HEAD COACH H.S.	3,524.64
FOOTBALL ASST. VAR. (H.S.) (5)	3,524.64
FOOTBALL HEAD MIDDLE SCHL 8TH	2,056.26
FOOTBALL ASST.MIDDLE SCHL 8TH	1,728.89
GOLF H.S. BOYS	3,524.64
GOLF HIGH SCHOOL GIRLS	3,524.64
MIDDLE SCHOOL GOLF	1,412.63
GYMNASTICS (H.S.)	3,524.64
GYMNASTICS HIGH SCHOOL ASST	2,269.41
TENNIS HIGH SCHOOL BOYS	3,524.64
TENNIS HIGH SCHOOL GIRLS	3,524.64
TRACK BOYS(HEAD COACH) H.S.	4,071.27
TRACK ASSISTANT BOYS HIGH SCHL	2,269.41
TRACK HEAD COACH H.S. GIRLS	4,071.27
TRACK HIGH SCHOOL GIRLS ASST	2,269.41
TRACK HEAD COACH / BRMS	1,412.63
TRACK ASST COACH / BRMS	1,150.73
VOLLEYBALL H.S. HEAD COACH	4,071.27
VOLLEYBALL ASST (GIRLS)HS (2)	2,269.41

7/21/21  
2:12:52EXTRACURRICULAR SALARY SCHEDULE  
IN EFFECT JULY 01, 2021RC280  
PAGE 2

POSITION	AMOUNT
----------	--------

MID.SCH.VOLLEYBALL 7TH GRADE	1,412.63
WRESTLING HEAD COACH HIGH SCHL	4,071.27
WRESTLING ASST. HIGH SCHOOL(2)	2,269.41
WRESTLING HEAD MIDDLE SCHOOL	1,412.63
WRESTLING MIDDLE SCHOOL ASST	1,150.73
ELEM VOLLEYBALL(BOYS&GIRLS)(8)	1,150.73
ELEM. GIRLS BASKETBALL (6)	1,150.73
ELEM. BASKETBALL BOYS (7)	1,150.73
ELEMENTARY MATH BOWL COACH (4)	556.99
CROSS COUNTRY ASST / BRMS	1,150.73
GIRLS SOFTBALL HEAD	4,071.27
ACADEMIC DECATHLON ASST(HS)#1	1,160.02
CROSS COUNTRY(HS) ASSISTANT	2,269.41
MIDDLE SCHOOL YEARBOOK	655.96
ACADEMIC DECATHLON ASST (HS)#2	580.00
VOLLEYBALL MIDDLE SCH. 8TH GR	1,412.63
BASKETBALL HEAD COACH BOYS HS	8,365.78
CHEERBLOCK SPONSOR HS	655.96
CHEERBLOCK SPONSOR MS (2)	655.96
ELEM.SCH.ATHLETIC SUPR.(4)	400.00
BASKETBALL 7TH GD. GIRLS(2)	2,056.26
BASKETBALL 8TH GD. GIRLS(2)	2,056.26
FFA LIVESTOCK JUDGE - RCHS	596.81
FFA MEAT/DAIRY FOODS JUDGE	
SOCCER-HIGH SCHOOL-GIRLS	3,524.64
TENNIS HIGH SCHL GIRLS ASST	2,269.41
STUDENT COUNCIL ELEMENTARY (4)	500.00
STUDENT COUNCIL MIDDLE SCHOOL	536.46
STUDENT COUNCIL HIGH SCHOOL	1,341.59
TENNIS HIGH SCHOOL BOYS ASST	2,269.41
NATIONAL HONOR SOCIETY SPONSOR	478.37
NATIONAL HONOR SOCIETY SPONSOR	492.72
ROTATING VOCATIONAL DEPT.HEAD	1,178.43
WEIGHTS FALL	1,133.00
DEPART CHAIRMAN FINE ARTS	1,178.43
BASEBALL ASST. (2)	2,269.41
ELEMENTARY LITTLE HOOSIER(4)	556.99
VARSITY SCHOLARS	492.72
HOMEBOUND TUTORING	38.20
FRESHMAN CLASS SPONSOR	307.95
SOPHOMORE CLASS SPONSOR	307.95
FOOTBALL HEAD COACH 7TH GRADE	2,056.26
FOOTBALL ASST.COACH 7TH GRADE	1,728.89
GOLF HS BOYS ASST	2,269.41
GOLF HIGH SCHOOL GIRLS ASST	2,269.41
SOCCER BOYS ASST HIGH SCHOOL	2,269.41
SOCCER GIRLS ASST HIGH SCHOOL	2,269.41
SWIM ASST COACH BOYS H S	
SWIM ASST COACH GIRLS H S	
FOOTBALL HEAD COACH	8,365.78

7/21/21  
2:12:52EXTRACURRICULAR SALARY SCHEDULE  
IN EFFECT JULY 01, 2021RC280  
PAGE 3

---

POSITION	AMOUNT
----------	--------

---

WEIGHTS-WINTER	1,133.00
WEIGHTS-SPRING	1,133.00
WEIGHTS-SUMMER	2,166.06
BASKETBALL CAMP - BOYS	2,072.03
BASKETBALL CAMP - GIRLS	2,072.03
ELEMENTARY SPELL BOWL COACH(4)	556.99
DIRECTOR OF MUSIC	1,738.27
ELEM SCIENCE CLUB SPONSOR (4)	556.99
ATHLETIC TRAINER	8,505.09
CROSS COUNTY HEAD COACH / BRMS	1,423.79

7/23/21

9:22:13

Non-Certified Employee Class Summary0000 - 0000

RC215

PAGE 1

Classifications

	Range of Pay Rates	
I. Instructional and Supplementary Pupil Services		
A. Library Aides	<u>12.12</u>	<u>15.02</u>
B. Kindergarten Aides	<u>12.36</u>	<u>13.10</u>
C. Special Education Aides	<u>12.36</u>	<u>14.06</u>
D. Prime Time Aides		
E. Pre-Kindergarten/Head Start Aides		
F. Educational Enterprises		
G. Other	<u>12.12</u>	<u>29.82</u>
II. Cafeteria and Food Services		
A. Managers/Head Cooks	<u>15.97</u>	<u>26.03</u>
B. School Food Service Director		
C. All Other Food Service Employees	<u>12.12</u>	<u>15.76</u>
III. Health Services		
A. Nurses	<u>20.48</u>	<u>27.26</u>
B. Other		
IV. Office/Clerical/Secretarial	<u>13.10</u>	<u>26.11</u>
V. Executive/Administrative/Accounting		
A. Business Manager		
B. Buildings and Grounds Director	<u>86,149.20</u>	
C. Community Relations/Publicity Director		
D. Other	<u>56,100.00</u>	
VI. Maintenance/Custodial/Warehouse/Security/Transportation		
A. Building Custodians	<u>12.12</u>	<u>16.99</u>
B. Bus Drivers	<u>22.38</u>	<u>22.38</u>
C. Other	<u>18.91</u>	<u>26.16</u>
VII. Computer Services	<u>23.29</u>	<u>23.97</u>
VIII. Other	<u>83,942.94</u>	
TOTAL NUMBER OF NON-CERTIFIED PART-TIME EMPLOYEES	55	
TOTAL NUMBER OF NON-CERTIFIED FULL-TIME EMPLOYEES	159	



RUSH COUNTY SCHOOLS

7/21/21  
4:44:44

CERTIFIED ADMINISTRATIVE STAFF  
IN EFFECT JUNE 30, 2021

RC285  
PAGE 1

---

	LOWEST SALARY	HIGHEST SALARY	AVERAGE SALARY	NUMBER PERSONNEL
ADMINISTRATIVE STAFF	74,697.66	122,569.52	88,230.45	13

---

7/21/21  
4:48:48STUDENT ENROLLMENT  
OCTOBER 1, 2020RC220  
PAGE 1

---

GRADE LEVEL	ENROLLMENT
PRE-SCHOOL AGES 0 - 2 (PW).....	.00
PRE-KINDERGARTEN AGES 3 - 5 (PK)	43.00
KINDERGARTEN.....	116.00
GRADE 1.....	121.00
GRADE 2.....	124.00
GRADE 3.....	145.00
GRADE 4.....	126.00
GRADE 5.....	126.00
GRADE 6.....	151.00
GRADE 7.....	158.00
GRADE 8.....	172.00
GRADE 9.....	182.00
GRADE 10.....	195.00
GRADE 11.....	147.00
GRADE 12.....	149.00
GRADE 12+/ADULT (13).....	5.00
TOTAL.....	1,960.00

---

7/23/21  
11:58:15

ASSESSED VALUATION AND TAX RATES  
CALENDAR YEARS 2020 AND 2021

RC226  
PAGE 1

	YEAR 2020	YEAR 2021
Assessed Valuation .....	899,281,418.00	867,827,180.00
Tax Rate - Education Fund.....	N/A	N/A
Tax Rate - Referendum Fund.....	N/A	N/A
Tax Rate - Debt Service Fund.....	.2975	.2899
Tax Rate - Retirement/Severance Bond Debt Service Fund	N/A	N/A
Tax Rate - Operations Fund.....	.5673	.6126
Tax Rate - Exempt Debt Service Fund.....	N/A	N/A

## RUSH COUNTY SCHOOLS

7/21/21  
4:53:03PAYMENTS IN EXCESS OF 2500.00 MADE TO VENDORS  
CALENDAR YEAR 2020RC230A  
PAGE 1

VENDOR NAME	EDUCATION FUND AMOUNT	OPERATIONS FUND AMOUNT	TOTAL AMOUNT
RISING SUN SCHOOL CORP	976,173.46	270,845.47	1,247,018.93
FIRST FINANCIAL BANK	609,308.30	209,614.72	818,923.02
INDIANA STATE TEACHERS RET FD	518,326.42	21,634.58	539,961.00
DUKE ENERGY		434,476.24	434,476.24
FAYETTE CO SCHOOL CORP	384,956.93		384,956.93
PERF	144,496.43	194,250.89	338,747.32
MIDWEST TRAN EQUIPMENT INC		305,453.05	305,453.05
ASSURED PARTNERS		247,090.85	247,090.85
VALIC (401A)	214,098.10	14,582.47	228,680.57
SOUTHEASTERN IN SCHOOL INS TR	96,856.93	21,298.47	118,155.40
ACHIEVE 3000, INC	71,475.00		71,475.00
XEROX FINANCIAL SERVICES		67,174.76	67,174.76
RUSHVILLE CITY UTILITIES		66,750.97	66,750.97
TRANE U.S. INC		63,006.13	63,006.13
HILLYARD INDIANA		58,989.82	58,989.82
VALIC	54,319.00		54,319.00
HARVEST LAND CO-OP, INC		54,238.87	54,238.87
CENTRAL INDIANA HARDWARE		53,656.07	53,656.07
SYMMETRY ENERGY SOLUTIONS LLC		51,456.88	51,456.88
MADISON NATIONAL LIFE INS CO	41,177.72	6,940.22	48,117.94
AUTOMATED LOGIC CONTRACTING		47,052.61	47,052.61
TURNKEY MECH & ELECTRICAL CORP		44,173.31	44,173.31
PINKERTON		43,140.43	43,140.43
ST VINCENT HOSPITAL & HEALTH	42,706.00		42,706.00
ZONES INC	37,843.00	3,243.00	41,086.00
ANNA MARIA PEEK	40,000.00		40,000.00
B & H ELECTRIC & SUPPLY INC		38,912.39	38,912.39
BUCKEYE CLEANING CENTERS		38,465.65	38,465.65
VECTREN		31,747.49	31,747.49
FRONTIER		31,677.90	31,677.90
CDW GOVERNMENT	28,529.80	2,765.80	31,295.60
DAWSON OIL COMPANY		30,050.81	30,050.81
CGS SERVICES INC		29,399.02	29,399.02
VOGEL'S FLORIST & LANDSCAPING		28,093.00	28,093.00
ELAN	17,173.90	7,196.19	24,370.09
KAJEET INC	24,026.75		24,026.75
AMAZON CAPITAL SERVICES	16,645.20	5,987.86	22,633.06
UNITED PLUMBING CONTRACTOR LLC		21,195.68	21,195.68
JANITORS SUPPLY CO INC		20,469.87	20,469.87
THE PAPER CORPORATION	16,252.06	1,207.20	17,459.26
A E BOYCE COMPANY INC		17,385.00	17,385.00
PLYMATE INC	3,302.66	13,946.70	17,249.36
EDUCATIONAL FURNITURE LLC	3,705.04	13,375.95	17,080.99
GRUNAU COMPANY		16,524.00	16,524.00
OSCAR W LARSON COMPANY		16,504.00	16,504.00
BELL TECHLOGIX INC	15,895.34		15,895.34
DAVID B BECKER	15,150.00		15,150.00
CAMERON & SONS TREE TRIMMING		14,775.00	14,775.00
QUILL CORP	13,273.56	695.15	13,968.71
FIVE-STAR TECHNOLOGY SOLUTIONS	13,324.00		13,324.00
GREEN SIGN CO INC		13,187.21	13,187.21
ACORN DISTRIBUTORS INC		13,145.46	13,145.46

## RUSH COUNTY SCHOOLS

7/21/21  
4:53:03PAYMENTS IN EXCESS OF 2500.00 MADE TO VENDORS  
CALENDAR YEAR 2020RC230A  
PAGE 2

VENDOR NAME	EDUCATION FUND AMOUNT	OPERATIONS FUND AMOUNT	TOTAL AMOUNT
WENGER CORPORATION	12,999.00		12,999.00
TWEEDY LUMBER & HARDWARE LLC		12,974.75	12,974.75
LOGIC KEY INC	12,818.00		12,818.00
SUMEREL TIRE CO INC		11,417.40	11,417.40
VISION PAINTING INC		11,200.00	11,200.00
EAST CENTRAL ESC	270.00	10,914.30	11,184.30
TODAYS CLASSROOM LLC		11,000.00	11,000.00
NAPA RUSHVILLE	2,049.99	8,897.80	10,947.79
WESTERN RUSH COUNTY		10,722.60	10,722.60
ROSFELD ELECTRIC INC		10,572.64	10,572.64
DUSTIN P CASE		10,200.74	10,200.74
CHOMEL AND SONS INC		10,062.21	10,062.21
LEADING EDGE DESIGN		9,786.38	9,786.38
ATHLETIC EQUIPMENT UNLMT LLC		9,600.00	9,600.00
CHURCH CHURCH HITTLE & ANTRIM		9,222.40	9,222.40
SCOTT ELECTRICAL SERVICE		8,978.42	8,978.42
THE CAR CLINIC		8,697.03	8,697.03
BRUNS INC		8,563.05	8,563.05
HOFFETT'S WATER CONDITION INC		8,499.63	8,499.63
KC ENTERPRISES LTD	8,156.00		8,156.00
ADMINISTRATOR ASSISTANCE LLC		8,074.20	8,074.20
SUMMITGRID LLC		7,650.00	7,650.00
KOCH FILTER CORPORATION		7,488.71	7,488.71
SCHOOL SPECIALTY	7,420.25		7,420.25
TRANSP ACCESSORIES CO INC		7,383.71	7,383.71
IND DEPT OF WORKFORCE DEV	7,059.35	159.88	7,219.23
BAKER TILLY MUNICIPAL ADVISORS		6,967.84	6,967.84
FLEETPRIDE		6,891.93	6,891.93
INDIANA SCHOOL BOARD ASSN	90.00	6,780.00	6,870.00
EQUIPARTS		6,849.22	6,849.22
D & S WATER/WASTEWATER SERVICE		6,625.00	6,625.00
THE PAPERS, INC		6,513.51	6,513.51
RUSH MEMORIAL HOSPITAL	6,206.68	280.20	6,486.88
COMPASS-KEYNOTE CONSULTING LLC		6,403.08	6,403.08
REMIND101, INC	6,337.50		6,337.50
OTTO'S PARKING MARKING COMPANY		6,326.00	6,326.00
WINSUPPLY OF INDIANAPOLIS IN		6,210.48	6,210.48
INDIANA DEPT OF REVENUE		6,190.00	6,190.00
VITAL COMPUTING, LLC	6,188.00		6,188.00
TERESA M FAGAN	6,044.85		6,044.85
RUSH COUNTY ECONOMIC &		6,000.00	6,000.00
COMMON GOAL SYSTEMS INC	5,945.05		5,945.05
QUALITY PLUMBING & HEATING		5,881.81	5,881.81
JUNIOR LIBRARY GUILD	5,792.60		5,792.60
PIONEER MANUFACTURING COMPANY		5,598.38	5,598.38
BLADES AUDIO VIDEO		5,516.21	5,516.21
ARAB TERMITE & PEST CONTROL CO		5,472.20	5,472.20
MILLER EQUIPMENT CORP		5,362.30	5,362.30
HOEING SUPPLY INC		5,359.16	5,359.16
J & A COMMUNICATIONS LLC CORP		5,313.40	5,313.40
STEELE INSURANCE & FINANCIAL		5,274.00	5,274.00
NOTABLE INC	5,250.00		5,250.00

## RUSH COUNTY SCHOOLS

7/21/21  
4:53:03PAYMENTS IN EXCESS OF 2500.00 MADE TO VENDORS  
CALENDAR YEAR 2020RC230A  
PAGE 3

VENDOR NAME	EDUCATION FUND AMOUNT	OPERATIONS FUND AMOUNT	TOTAL AMOUNT
A E BOYCE COMPANY INC	422.87	4,738.27	5,161.14
B&H FOTO & ELECTRONICS CORP	5,102.40		5,102.40
LIBERTY MUTUAL INSURANCE		5,000.00	5,000.00
ADVANCED TURF SOLUTIONS INC		4,800.90	4,800.90
NORTH HARRISON COMMUNITY	4,800.00		4,800.00
THE OFFICE SHOP	3,642.88	833.19	4,476.07
INTRADO INTERACTIVE SERV CORP	4,373.38		4,373.38
SCREENCASTIFY LLC	4,350.00		4,350.00
WASHMUTH CABINETS		4,307.75	4,307.75
MUNCIE MUSIC CENTER (USE 6862)	4,295.00		4,295.00
WEX BANK		4,269.05	4,269.05
ULINE		4,055.56	4,055.56
UNITY SCHOOL BUS PARTS		3,951.62	3,951.62
BARADA INC		3,900.50	3,900.50
BLUE RIVER PRINTING INC	2,786.00	1,005.50	3,791.50
SHARES INC		3,739.00	3,739.00
ONE TECHNOLOGIES INC	3,713.85		3,713.85
CHARDON LABORATORIES INC		3,702.50	3,702.50
INDIANA ASSOC OF SCHOOL PRINCI	3,594.00		3,594.00
TRANSFINDER CORPORATION		3,550.00	3,550.00
GRAINGER		3,424.55	3,424.55
SMITH'S CARPET & FURNITURE		3,401.30	3,401.30
EXPERT FIRE PROTECTION LCC		3,396.75	3,396.75
RAPTOR TECHNOLOGIES		3,390.00	3,390.00
KENDALL ELECTRIC INC		3,294.30	3,294.30
NATIONAL ENERGY CONTROL CORP		3,227.56	3,227.56
NEOLA INC		3,174.00	3,174.00
CORO MEDICAL		2,981.00	2,981.00
JACK LAURIE FLOORS LLC		2,960.00	2,960.00
BLICK ART MATERIALS	2,922.95		2,922.95
DISA GLOBAL SOLUTIONS INC		2,915.50	2,915.50
ANDERSON TOWNSHIP		2,893.75	2,893.75
DEMCO INC	2,873.19		2,873.19
VISION INDUSTRIAL COATINGS INC		2,750.00	2,750.00
STARWELD		2,724.50	2,724.50
MUSICIANS' REPAIR SERVICE INC	2,690.80		2,690.80
SHELBY GRAVEL, INC		2,673.13	2,673.13
LEE COMPANY INC		2,652.78	2,652.78
CAERT INC	2,599.96		2,599.96
MIDWEST TOXICOLOGY SERVICE	2,590.00		2,590.00
NASCO	2,567.35		2,567.35

7/23/21  
9:48:32


STATEMENT OF INDEBTEDNESS  
CALENDAR YEAR 2020

RC235  
PAGE 1



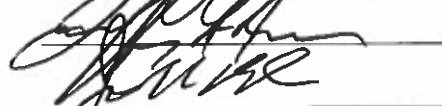



INDEBTEDNESS	PRINCIPAL OUTSTANDING
TEMPORARY LOANS.....	
SCHOOL BONDS.....	1,825,000.00
EMERGENCY LOANS.....	
SCHOOL BUS LOANS.....	
HOLDING COMPANY - PUBLIC & PRIVATE.....	15,232,000.00
VETERANS MEMORIAL LOANS.....	
COMMON SCHOOL LOANS.....	
INDIANA BOND BANK/ANTICIPATED NOTES.....	
RETIREMENT/SEVERANCE BOND DEBT.....	
BANK LOANS OR DLGF APPROVED DEBT.....	
QUALIFIED SCHOOL CONSTRUCTION BONDS (ARRA)....	
QUALIFIED ZONE ACADEMY BONDS (ARRA).....	
TOTAL.....	17,057,000.00
OUTSTANDING ENCUMBRANCES - ALL FUNDS.....	
(INCLUDE PURCHASE ORDERS, VENDOR CONTRACTS, LETTERS OF COMMITMENT, LEASES)	

ANNUAL FINANCIAL REPORT  
CERTIFICATION

I HEREBY CERTIFY THAT THE ANNUAL FINANCIAL REPORT IS TRUE AND ACCURATE IN EVERY RESPECT TO THE BEST OF MY KNOWLEDGE AND BELIEF. I FURTHER CERTIFY THAT ALL CONTRACTS, VOUCHERS, AND BILLS FOR ALL PAYMENTS MADE BY THE SCHOOL CORPORATION ARE IN ITS POSSESSION AND OPEN TO PUBLIC INSPECTION.

DATE 8-3-21 SIGNATURE   
SECRETARY, BOARD OF SCHOOL TRUSTEES

RUSH COUNTY SCHOOLS  
330 W 8TH ST.  
RUSHVILLE IN 46173

TITLE	NAME	SIGNATURE
PRESIDENT	DOUG MARLOW	
VICE PRESIDENT	TAMMY JACKMAN	
SECRETARY	JEFF AMOS	
MEMBER	KEVIN BANKS	
MEMBER	MIKE BEARD	
MEMBER	RON LIENEMANN	
MEMBER	STEVE SICKBERT	